

## Product Information

# VIRON 9|7|5 miniRITE T

**Viron is Bernafon's first True Environment Processing™ hearing instrument. The miniRITE T is a receiver-in-the-ear hearing instrument designed for users with mild to profound hearing losses.** It includes the 2.4 GHz Bluetooth® Low Energy and

NFMI technology, a telecoil, and double push button for volume and program changes. The miniRITE T is available with the miniFit speaker system, which includes four power levels and a variety of domes and custom molds.

60-SPEAKER



VN 9|7|5 MNR T

85-SPEAKER



VN 9|7|5 MNR T

100-SPEAKER



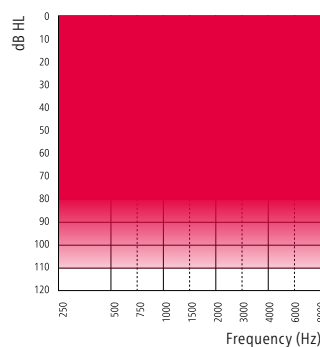
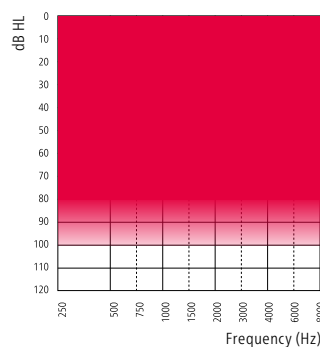
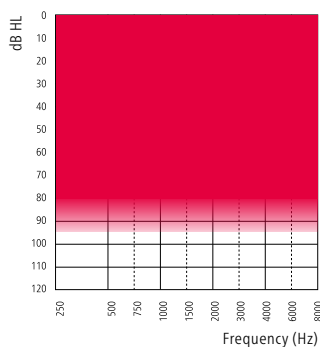
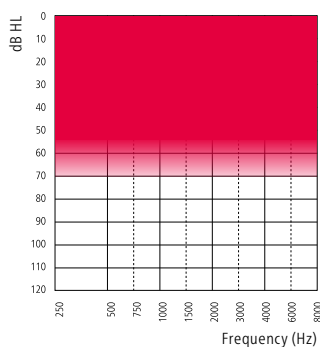
VN 9|7|5 MNR T

105-SPEAKER



VN 9|7|5 MNR T

Made for  
iPhone | iPad | iPod



## Technical Features

- 2.4 GHz Bluetooth® Low Energy
- NFMI (near-field magnetic induction)
- 312 size battery
- Double push button
- Telecoil
- miniFit speakers
- Hydrophobic coating
- IP68 rated

## Accessories

- EasyControl-A app (for iOS and Android™)
- RC-A (remote control)
- TV-A (TV adapter)
- FittingLINK 3.0 (wireless programming interface)
- SoundClip-A

Devices must be running iOS 9.3 or later. For information on compatibility, please visit [www.bernafon.com/products/accessories](http://www.bernafon.com/products/accessories).

Apple, the Apple logo, iPhone, iPad, iPod touch, and Apple Watch are trademarks of Apple Inc., registered in the U.S. and other countries. App Store is a service mark of Apple Inc. Android, Google Play, and the Google Play logo are trademarks of Google LLC.

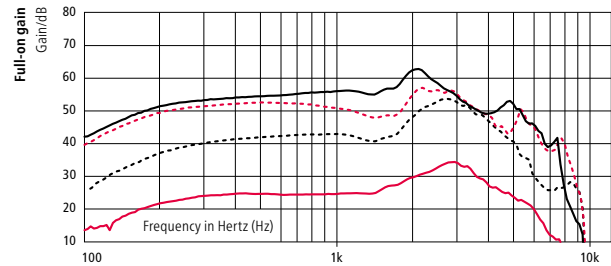
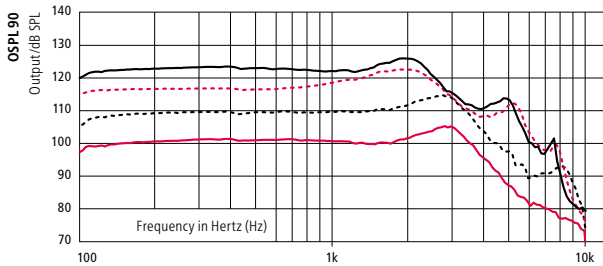
The Bluetooth® word mark and logos are registered trademarks owned by the Bluetooth SIG, Inc. and any use of such marks by William Demant Holding A/S is under license. Other trademarks and trade names are those of their respective owners.

**bernafon**<sup>®</sup>  
Your hearing • Our passion

# VIRON 9 miniRITE T

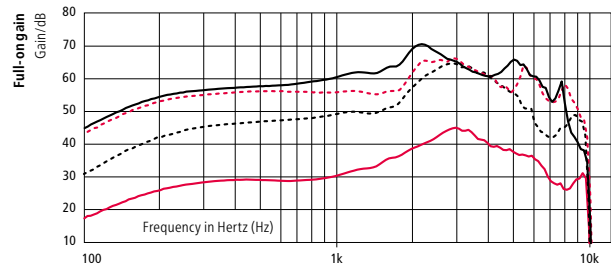
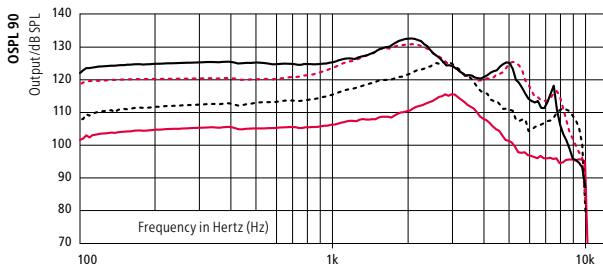
- 60-Speaker
- - - 85-Speaker
- · · 100-Speaker
- 105-Speaker

## 2CC COUPLER



	60-SPEAKER	85-SPEAKER	100-SPEAKER	105-SPEAKER
OSPL90, Peak (dB SPL)	105	115	123	126
OSPL90, 1600 Hz (dB SPL)	100	111	122	124
OSPL90, HFA (dB SPL)	101	112	120	122
Full-on Gain, Peak (dB)	34	54	57	63
Full-on Gain, 1600 Hz (dB)	27	42	48	57
Full-on Gain, HFA (dB)	28	46	52	57
Reference Test Gain (dB)	25	34	43	45
Quiescent Current (mA)	1.5	1.5	1.6	1.6
Operating Current (mA)	1.6	1.7	1.8	1.7
Battery Size	312	312	312	312
Distortion 500/800/1600 Hz (%)	<2/<2/<2	<2/<2/<2	<2/<2/<2	<2/<2/<2
Frequency Range (Hz)	100-7900	100-6900	100-8700	100-7700
Equivalent Input Noise <sup>1)</sup> dB(A)	19	20	17	16
Telecoil 1 mA/m 1600 Hz, IEC (dB SPL)	59	73	79	87
Telecoil HFA SPLITS (dB SPL)	75	83	91	95

## EAR SIMULATOR



	60-SPEAKER	85-SPEAKER	100-SPEAKER	105-SPEAKER
OSPL90, Peak (dB SPL)	115	126	131	133*
OSPL90, 1600 Hz (dB SPL)	108	120	130	130
OSPL90, HFA (dB SPL)	-	-	-	-
Full-on Gain, Peak (dB)	45	64	66	70
Full-on Gain, 1600 Hz (dB)	36	51	56	63
Full-on Gain, HFA (dB)	-	-	-	-
Reference Test Gain (dB)	29	44	49	55
Quiescent Current (mA)	1.5	1.6	1.6	1.5
Operating Current (mA)	1.5	1.6	1.6	1.6
Battery Size	312	312	312	312
Distortion 500/800/1600 Hz (%)	<2/<2/<2	<2/<2/<2	<6/<2/<2	<2/<2/<3
Frequency Range (Hz)	-	-	-	-
Equivalent Input Noise <sup>1)</sup> dB(A)	20	24	21	17
Telecoil 1 mA/m 1600 Hz, IEC (dB SPL)	68	80	86	94

<sup>1)</sup> Technical data measured with expansion, corresponding to the test box measurement settings.

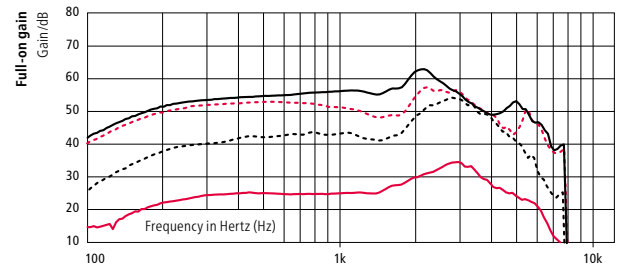
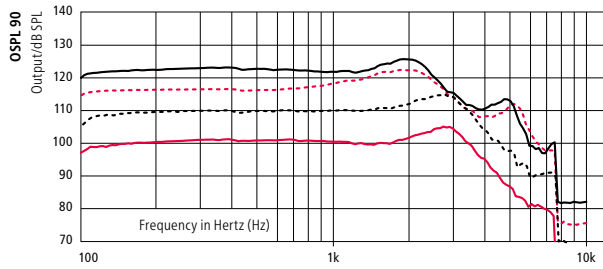
"2cc" refers to a coupler according to IEC 60318-5:2006. "Ear simulator" refers to a coupler according to IEC 60318-4:2010. Applied versions: IEC 60118-0 /A1:1994, IEC 60118-1 /A1:1998, IEC 60118-7: 2005, ANSI S3.22: 2014, IEC 60118-0:2015.

Full-on gain is measured with the gain control of the hearing aid set to its full-on position minus 20 dB and with an input SPL of 70 dB. This is to obtain a gain response equal to the full-on gain response from e.g. IEC 60118-0+A1:1994 but without influence of feedback.

\* Special care should be taken when fitting and using a hearing instrument with maximum sound pressure capability in excess of 132 dB SPL (IEC 60318-4) since there may be a risk of impairing the remaining hearing of the hearing instrument user.

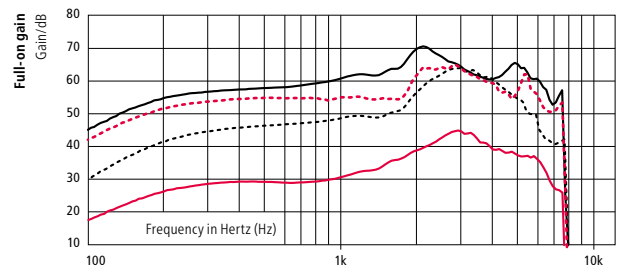
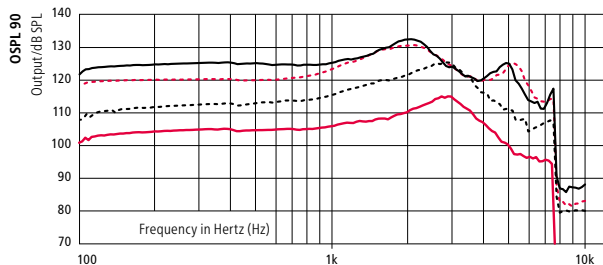
— 60-Speaker  
 --- 85-Speaker  
 - - - 100-Speaker  
 — 105-Speaker

2CC COUPLER



	60-SPEAKER	85-SPEAKER	100-SPEAKER	105-SPEAKER
OSPL90, Peak (dB SPL)	105	115	123	126
OSPL90, 1600 Hz (dB SPL)	100	111	122	124
OSPL90, HFA (dB SPL)	101	112	120	122
Full-on Gain, Peak (dB)	34	54	57	63
Full-on Gain, 1600 Hz (dB)	27	42	48	57
Full-on Gain, HFA (dB)	28	46	52	57
Reference Test Gain (dB)	24	34	43	45
Quiescent Current (mA)	1.5	1.5	1.6	1.6
Operating Current (mA)	1.6	1.7	1.8	1.7
Battery Size	312	312	312	312
Distortion 500/800/1600 Hz (%)	<2/<2/<2	<2/<2/<2	<2/<2/<2	<2/<2/<2
Frequency Range (Hz)	100-7700	100-6900	100-7700	100-7700
Equivalent Input Noise <sup>1)</sup> dB(A)	18	19	18	16
Telecoil 1 mA/m 1600 Hz, IEC (dB SPL)	60	73	79	87
Telecoil HFA SPLITS (dB SPL)	75	83	91	95

EAR SIMULATOR



	60-SPEAKER	85-SPEAKER	100-SPEAKER	105-SPEAKER
OSPL90, Peak (dB SPL)	115	126	131	133*
OSPL90, 1600 Hz (dB SPL)	108	120	130	130
OSPL90, HFA (dB SPL)	-	-	-	-
Full-on Gain, Peak (dB)	45	64	66	70
Full-on Gain, 1600 Hz (dB)	36	51	55	63
Full-on Gain, HFA (dB)	-	-	-	-
Reference Test Gain (dB)	29	44	48	55
Quiescent Current (mA)	1.5	1.6	1.6	1.5
Operating Current (mA)	1.5	1.6	1.6	1.6
Battery Size	312	312	312	312
Distortion 500/800/1600 Hz (%)	<2/<2/<2	<2/<2/<2	<5/<3/<2	<2/<2/<3
Frequency Range (Hz)	-	-	-	-
Equivalent Input Noise <sup>1)</sup> dB(A)	22	24	23	20
Telecoil 1 mA/m 1600 Hz, IEC (dB SPL)	69	81	86	93

<sup>1)</sup> Technical data measured with expansion, corresponding to the test box measurement settings.

"2cc" refers to a coupler according to IEC 60318-5:2006. "Ear simulator" refers to a coupler according to IEC 60318-4:2010. Applied versions: IEC 60118-0 /A1:1994, IEC 60118-1 /A1:1998, IEC 60118-7: 2005, ANSI S3.22: 2014, IEC 60118-0:2015.

Full-on gain is measured with the gain control of the hearing aid set to its full-on position minus 20 dB and with an input SPL of 70 dB. This is to obtain a gain response equal to the full-on gain response from e.g. IEC 60118-0+A1:1994 but without influence of feedback.

\* Special care should be taken when fitting and using a hearing instrument with maximum sound pressure capability in excess of 132 dB SPL (IEC 60318-4) since there may be a risk of impairing the remaining hearing of the hearing instrument user.

# FEATURE OVERVIEW

	VIRON 9	VIRON 7	VIRON 5
--	---------	---------	---------

## DECS™ (Dynamic Environment Control System™)

Dynamic Noise Management™			
Dynamic Directionality	High / Medium focus	Medium focus	Medium focus
Dynamic Noise Reduction	4 Settings	4 Settings	3 Settings
Dynamic Amplification Control™			
Speech in Noise	6 Settings	4 Settings	2 Settings
Comfort in Noise	4 Settings	2 Settings	–
Dynamic Speech Processing™			
ChannelFree™	●	●	●
Speech Cue Priority™	●	●	●
Dynamic Feedback Canceller™	●	●	●

## SPEECH

Low Frequency Enhancer	●	●	●
Frequency Composition™	●	●	●

## COMFORT

Binaural Noise Manager	●	●	–
Transient Noise Reduction	4 options	3 options	3 options
Wind Noise Manager	●	●	●
Dynamic Range Extender	●	–	–
Soft Noise Management	●	●	●

## PROCESSING

Frequency Bandwidth	10 kHz	8 kHz	8 kHz
Fitting Bands	16	14	12

## DIRECTIONALITY CONTROLS

Fixed Dir	●	●	●
Fixed Omni	●	●	●
True Directionality™	●	–	–

## INDIVIDUALIZATION

Program Options/Memories	14/4	13/4	13/4
Binaural Coordination: VC, Program Change, Mute	●	●	●
Automatic Adaptation Manager	●	●	●
Transition Level	4 options	3 options	2 options
Data Logging	●	●	●
Tinnitus SoundSupport	●	●	●

Viron MNR T can be programmed with Oasis™ 2019.1 or higher

### Operating Conditions

- Temperature: +1°C to +40°C
- Humidity: 5 % to 93 %, non-condensing

### Storage and Transportation Conditions

Temperature and humidity shall not exceed the below limits for extended periods during transportation and storage:

- Temperature: –25°C to +60°C
- Humidity: 5 % to 93 %, non-condensing



### Manufacturer

#### Switzerland

Bernafor AG  
Morgenstrasse 131  
3018 Bern  
Phone +41 31 998 15 15  
info@bernafor.com  
www.bernafor.com

#### Australia

Bernafor Australia  
629 Nudgee Road  
Nundah QLD 4012  
Freecall 1800 809 111  
Phone +61 7 3250 0300  
Fax +61 7 3250 0372

#### New Zealand

Bernafor New Zealand  
Millennium Centre  
Level 2, Building A  
600 Great South Road  
Greenlane, Auckland 1051  
Toll Free 0800 442 257  
info@bernafor.co.nz

#### South Africa

Bernafor South Africa (Pty) Ltd  
39 Van Vuuren Street  
Constantia Kloof  
1709  
Phone +27 11 675 6104

#### United Kingdom

Bernafor UK  
Cadzow Industrial Estate  
Off Low Waters Road  
Hamilton  
ML3 7QE Scotland  
Phone +44 1698 285 968  
Fax +44 1698 421 456



Waste from electronic equipment must be handled according to local regulations.

CE 0543